



COVID-19 Hospital Surveillance- Update on Hospitalized Health Care Workers

Update: Week 24 of 2022



Compiled by:

**Epidemiology and Surveillance Division
National Institute for Occupational Health
25 Hospital Street, Constitution Hill, Johannesburg**

This report summarises data of COVID-19 cases admitted to hospital surveillance sites in all provinces. The report is based on data collected from 5 March 2020 to 18 June 2022 on the DATCOV platform.

HIGHLIGHTS

- As of 18 June 2022 (week 24 of 2022), 10890 (2.2%) of the 485995 COVID-19 hospital admissions recorded on the DATCOV surveillance database, were health care workers (HCWs), reported from 669 facilities in all nine provinces of South Africa. Among 3214/10890 (29.5%) HCWs with available data on type of work, 1755/3214 (54.6%) were nurses, 843/3214 (26.2%) porters or administrators, 279/3214 (8.7%) allied HCWs, 230/3214 (7.2%) doctors, 69/3214 (2.1%) paramedics, and 38/3214 (1.2%) were laboratory scientists.
- The median age of COVID-19 admissions among HCWs was 49 years (interquartile range [IQR] 39–58). There were 2254 (20.7%) admissions in HCWs 60 years and older. Among the admitted HCWs with COVID-19, 7336 (67.4%) were females.
- The prevalence of comorbid diseases among HCW was 4772/9247 (51.6%). Among the 9247 HCWs with one or more comorbid condition, the most commonly reported underlying condition were hypertension 36.5% (3292/9247) and diabetes 22.4% (2071/9247). There were 4.8% (443/9247) HCWs that were HIV positive, 0.7% (69/9247) with active tuberculosis (TB) and 0.8% (76/9247) with a previous history of TB.
- A total of 1768 (16.2%) HCWs admitted were treated in ICU, of these treated in ICU, 1060 (60.0%) required supplemental oxygen, 592 (33.5%) required invasive mechanical ventilation and 346 (32.6%) required both treatments. Of the 10890 HCWs admitted, 9465 (86.9%) were discharged alive, 99 (0.9%) transferred out to either high-level care or step-down facilities, 1308 (12.0%) had died and 18 (0.2%) were currently in hospital.
- The majority of deaths among HCWs admitted with COVID-19 were reported in Gauteng (436, 33.3%) and KwaZulu-Natal 312 (23.9%), followed by the Eastern Cape (218, 16.8%) provinces. Of the HCWs who died, 814 (65.8%) had comorbid disease reported and 385 (31.1%) had more than one reported comorbidity.
- The fifth wave/resurgence predominated by Omicron BA.4/BA.5 began in week 16 of 2022 and the number of admissions among HCWs in this wave were 359, compared to 3904 in D614G wave 1, 3353 in Beta wave 2, 2303 in Delta wave 3 and 971 in Omicron Ba.1 wave 4. The proportion of HCW admissions over total admissions for each wave were (35.8%) 3904/10890, (30.8%) 3353/10890, (21.1%) 2303/10890, (8.9%) 971/10890, (3.3%) 359/10890 in the D614G, Beta, Delta, Omicron BA.1 and Omicron BA.4/Ba.5 waves respectively.
- There were 369/1308 (30.3%), 505/1308 (38.6%), 380/1308 (29.1%), 42/1308 (3.2%) and 12/1308 (0.9%) HCW deaths reported to DATCOV in the five waves respectively. The case fatality ratio (CFR) of HCWs in the five waves with known in-hospital outcomes reported to DATCOV was 9.5% (369/3864), 15.2% (505/3316), 16.7% (380/2282), 4.3% (42/969) and 3.5% (12/342).

Methods

DATCOV hospital surveillance for COVID-19 admissions was initiated on 1 April 2020. Data are submitted by public and private hospitals that have agreed to report COVID-19 admissions through DATCOV surveillance in all nine provinces of South Africa (Table 1). A COVID-19 case was defined as a person with a positive reverse transcriptase-polymerase chain reaction (RT-PCR) assay or positive antigen test for SARS-CoV-2 who was admitted to a hospital. All hospitalized patients who were noted to be doctors, nurses, allied health care workers, laboratory staff, porters and administrative staff were captured as health care workers (HCWs). HCWs included in this surveillance report were from 20 to 79 years old, the age group of almost all HCWs in South Africa. The age group was also applied in the non-HCWs to make the two groups comparable. An individual was defined as having severe disease if treated in high care or intensive care unit (ICU) or ventilated or diagnosed with acute respiratory distress syndrome (ARDS). Data on all COVID-19 admissions are received from all private and public hospitals nationally, in all nine provinces. As new hospitals join the surveillance system, they retrospectively captured all admissions recorded. As of 19 March 2022, a total of 669 facilities, 407 from the public sector and 262 from the private sector submitted data on hospitalized patients with COVID-19 (Table 1).

Table 1: Number of hospitals reporting data on COVID-19 admissions by province and health-sector, South Africa, 5 March 2020–18 June 2022

Provinces	Public	Private
Eastern Cape	86	18
Free State	35	20
Gauteng	39	99
KwaZulu-Natal	70	47
Limpopo	41	7
Mpumalanga	31	9
North West	17	13
Northern Cape	29	6
Western Cape	59	43
South Africa	407	262

Results

COVID-19 HCW admissions in Public and Private Sector

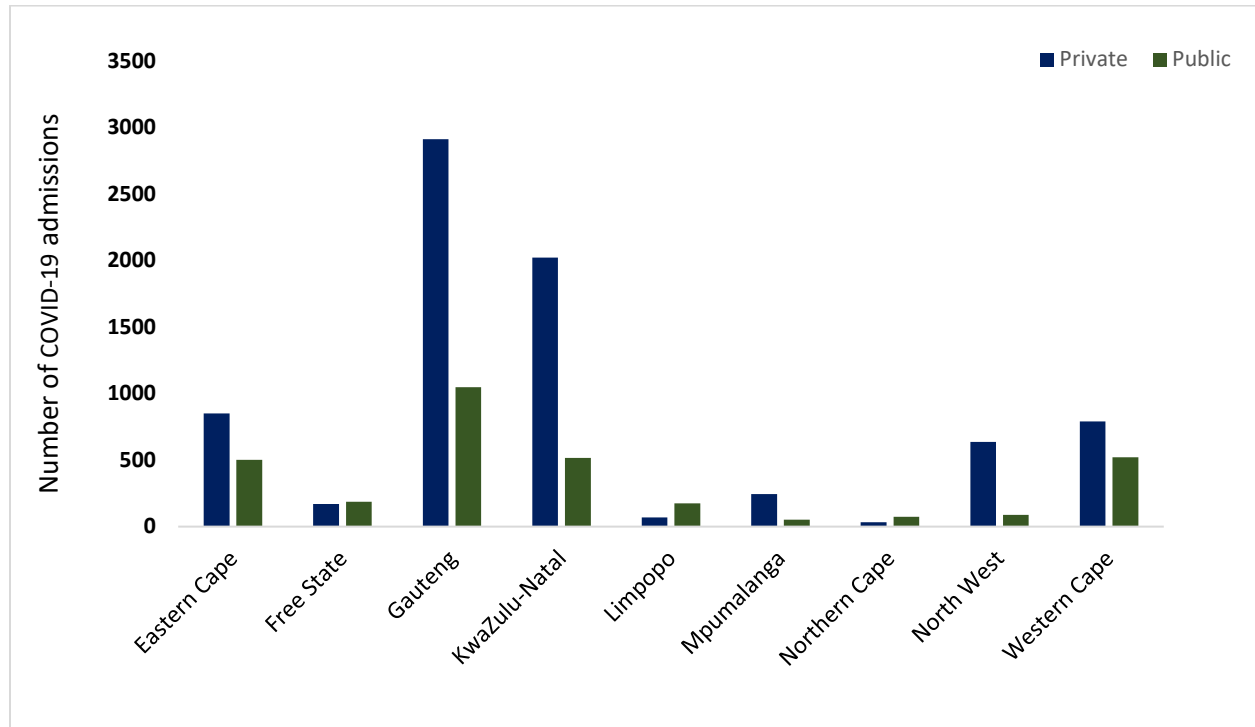


Figure 1: Number of reported COVID-19 admissions among HCWs by province and health sector, South Africa, 5 March 2020 –18 June 2022 (n=10890).

Epidemiological trends in COVID-19 HCW admissions and in-Hospital mortality

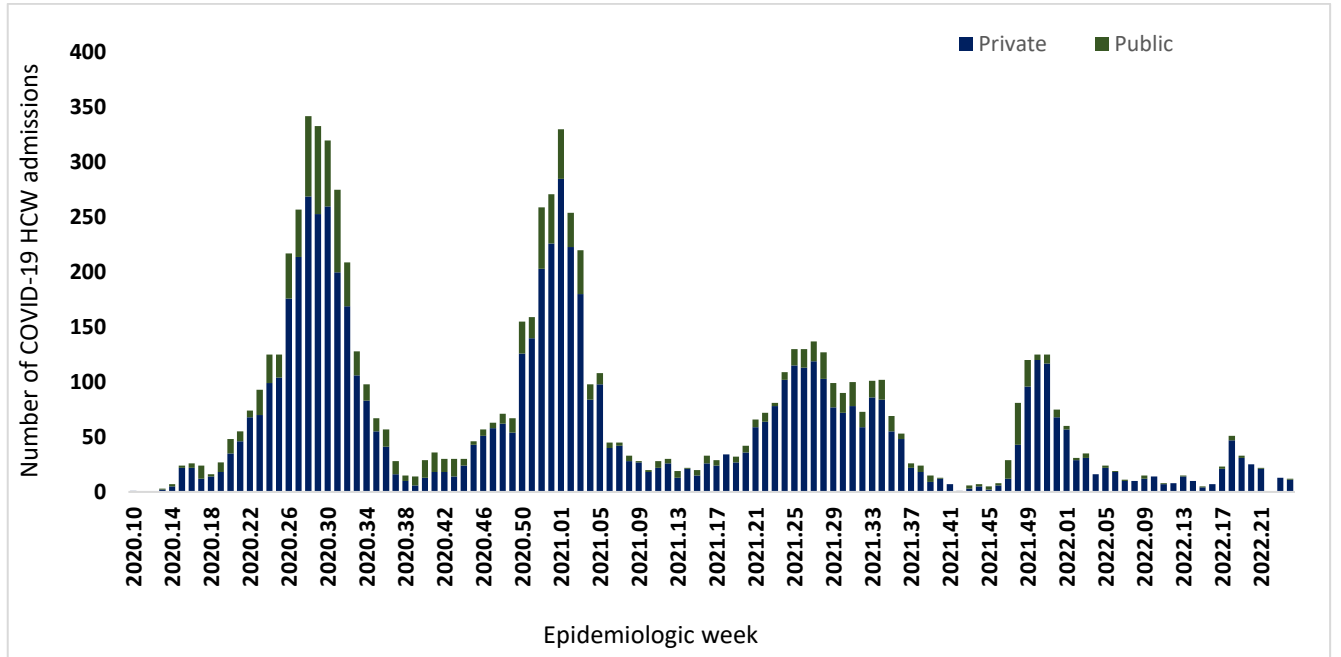


Figure 2: Number of reported COVID-19 admissions among HCWs by an epidemiologic week of diagnosis and health-sector, South Africa, 5 March 2020 –18 June 2022 (n=10890).

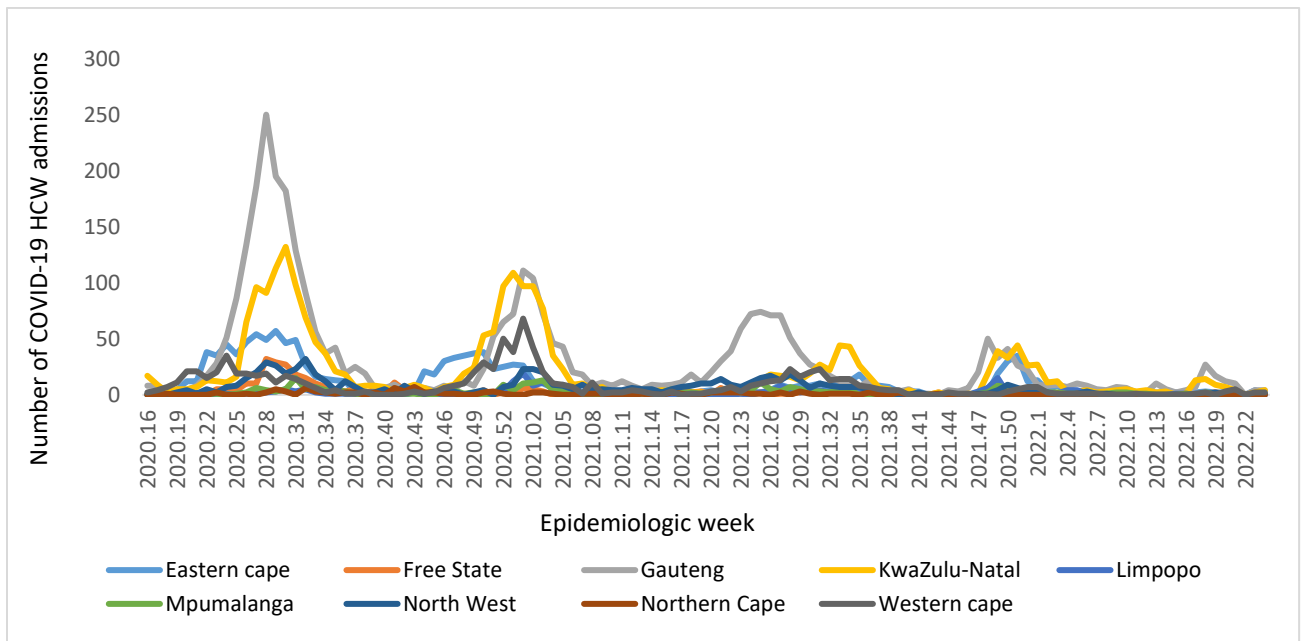


Figure 3: Number of reported COVID-19 admissions among HCWs by an epidemiologic week of diagnosis and provinces, South Africa 5 March 2020 – 18 June 2022 (n=10890).

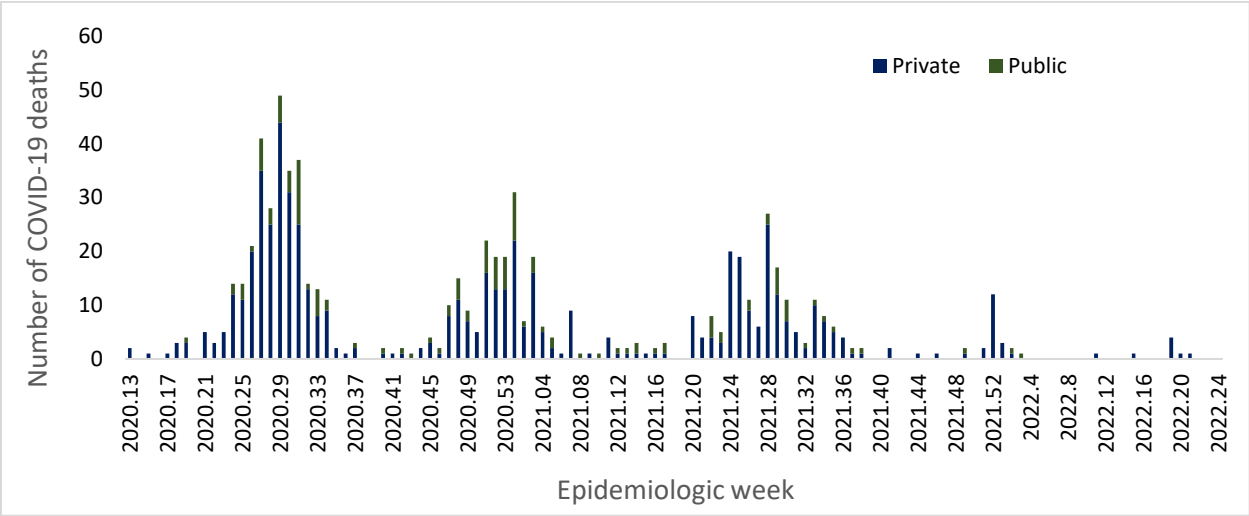


Figure 4. The number of reported COVID-19 deaths among admitted HCW by epidemiologic week in the private and public sector, South Africa, 5 March–18 June 2022. Please note that the mortality data presented was based on available information from reporting hospitals as of 13 November 2021. Deaths that were subsequently confirmed not to be of a HCW were removed from the data set.

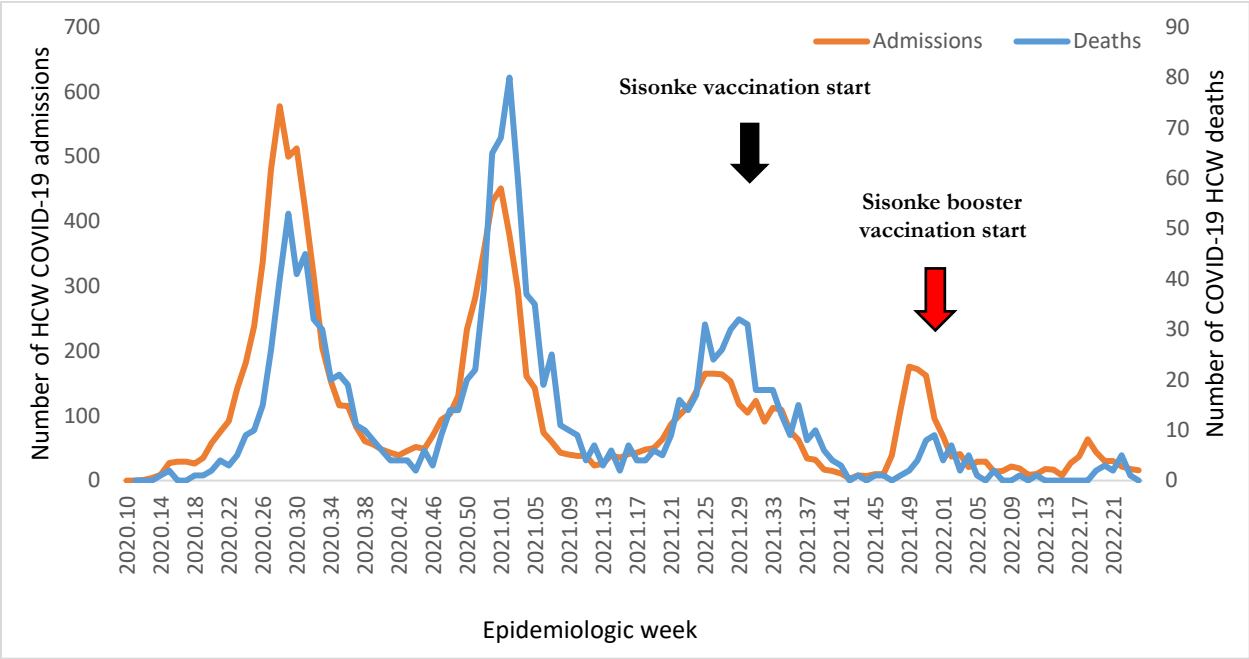


Figure 5: Number of COVID-19 HCW admissions and in-hospital mortality across South Africa, 5 March–18 June 2022.

Demographic and clinical characteristics of HCWs admitted with COVID-19

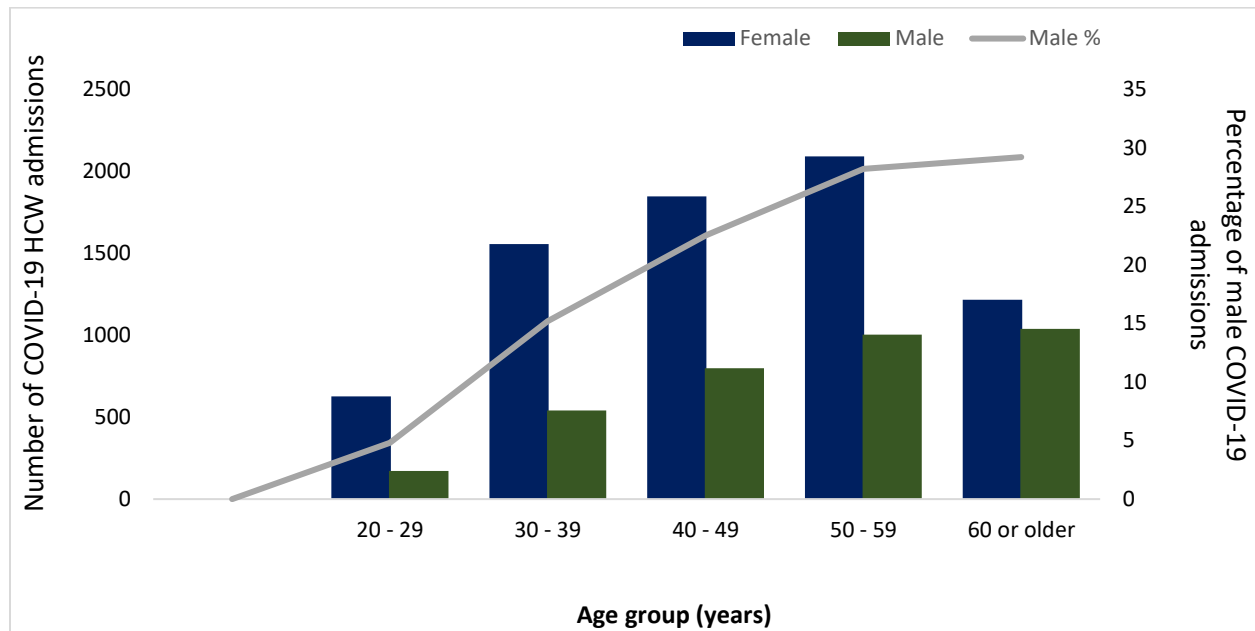


Figure 6: Number of reported HCW admitted with COVID-19 by age, gender and percentage of males, South Africa, 5 March 2020 –18 June 2022 (n=10890).

Table 2: The number and prevalence of comorbid diseases in HCW admitted with COVID-19, South Africa, 5 March 2020 – 18 June 2022 (n=9247)

Comorbid disease*	Frequency (n)	Percentage (%)
Hypertension	3292	35.6
Diabetes mellitus	2071	22.4
Chronic cardiac disease	171	1.8
Chronic pulmonary disease/Asthma	610	6.6
Chronic renal disease	55	0.6
Malignancy	42	0.5
HIV	443	4.8
Active tuberculosis	69	0.7
Previous history of tuberculosis	76	0.8

* Multiple comorbid conditions would be counted more than once so the total number may be more than the total number of individuals reporting comorbid conditions

Conclusions

Vaccination for HCWs in South Africa started in February 2021, and the Sisonke booster vaccine was introduced in November 2021. The trends in cases show a decline in HCW admission in the third, fourth and fifth waves compared to the second and the first waves. The CFR of HCWs was higher in the second (Beta) and third (Delta) waves compared to the first (D614G), fourth and fifth (Omicron BA.1 BA.4/BA.5) waves. Acquired SARS-COV-2 immunity from prior infection and vaccination, or reduced virulence of the Omicron variant, or a combination of both factors may be attributed to reduced severe disease in the fourth wave (Wolter et al, 2022) and the current fifth wave.

Acknowledgements

Our gratitude goes to the National Institute for Communicable Diseases for granting access to the DATCOV data.

References

1. Wolter, *et al.* Early assessment of the clinical severity of the SARS-CoV-2 omicron variant in South Africa: a data linkage study. *The Lancet*: Published 19 January 2022, 9 (9); E1216-E1225. DOI: 10.1016/ S0140-6736(22)00017-4.